

23 SEPTEMBER 2014

## MEDIA RELEASE

### REX SLASHES SERVICES IN NSW

Regional Express (Rex) has today announced that it will be significantly reducing capacity on several of its NSW marginal routes in its most wide ranging network review to date.

Rex Chief Operating Officer Neville Howell said "The review was triggered by 2 consecutive years of steep profit declines which saw the airline's profits plummeting by 75% during this period".

"This network review is the second phase of our overall strategy to improve profitability. Earlier the Board announced, for the first time in our history, redundancies affecting various positions across the Rex Group. This will again be reviewed at the next Board meeting at the end of November."

"Several routes on the NSW network carry heavy losses and the situation is no longer tenable. The Board had ordered a review to either drop or reduce services on our most marginal routes."

"Management was able to gain Board approval to maintain services to all routes but with capacity reduced to better match demand. To improve operating efficiencies some routes are being linked with another port.

Rex announced that the new arrangements will affect Taree, Grafton, Lismore and Newcastle and will take effect from 27 October 2014 (see attached for new flight schedules).

The 27th October 2014 network changes will also see Rex keeping its promises to the Broken Hill community with whom it entered into a partnership agreement in July this year.


"Rex will be providing the community with a direct early morning flight to Sydney and a direct evening return from Sydney in order to facilitate same day return travel from Broken Hill to Sydney. Currently all services to/from Sydney are via either Dubbo or Mildura."


Regional Express (Rex) is Australia's largest independent regional airline operating a fleet of more than 40 Saab 340 aircraft on some 1,300 weekly flights to 36 destinations throughout New South Wales, Victoria, Tasmania, South Australia and Queensland. The Rex Group comprises Regional Express, air freight and charter operator Pel-Air Aviation and Dubbo-based regional airline Air Link, as well as the pilot academy Australian Airline Pilot Academy.


**Rex Media Contact: Corporate Communications – +61 402 438 361**



## Flight Schedules Effective from 27 October 2014:


GRAFTON TO SYDNEY 									
DEPARTURE	ARRIVAL	M	T	W	T	F	S	S	Stops
7.30am	9.00am	•	•	•	•	•	•		0
8.45am	11.15	•	•	•	•	•			1
11.35am	1.05pm						•		0
4.55pm	6.25pm	•	•	•	•	•		•	0

SYDNEY TO GRAFTON 									
DEPARTURE	ARRIVAL	M	T	W	T	F	S	S	Stops
7.00am	8.35am	•	•	•	•	•			0
8.45am	11.15am						•		1
2.05pm	4.35pm	•	•	•	•	•		•	1
5.45pm	7.10pm	•	•	•	•	•	•	•	0


LISMORE TO SYDNEY 									
DEPARTURE	ARRIVAL	M	T	W	T	F	S	S	Stops
6.40am	9.00am	•	•	•	•	•	•		1
9.35am	11.15am	•	•	•	•	•		•	0
10.45am	1.05pm						•		1
2.25pm	4.05pm							•	0
4.05pm	6.25pm	•	•	•	•	•		•	1


SYDNEY TO LISMORE 									
DEPARTURE	ARRIVAL	M	T	W	T	F	S	S	Stops
7.00am	9.15am	•	•	•	•	•			1
8.45am	10.25am						•		0
12.25pm	2.05pm							•	0
2.05pm	3.45pm	•	•	•	•	•		•	0
5.45pm	7.55pm	•	•	•	•	•	•	•	1

# Regional Express


TAREE TO SYDNEY 									
DEPARTURE	ARRIVAL	M	T	W	T	F	S	S	Stops
6.30am	8.10am	•	•	•	•	•	•		1
9.30am	10.30am	•	•	•	•	•	•		0
4.05pm	5.55pm	•	•	•	•	•		•	1


SYDNEY TO TAREE 									
DEPARTURE	ARRIVAL	M	T	W	T	F	S	S	Stops
8.05am	9.05am	•	•	•	•	•	•		0
2.45pm	3.45pm	•	•	•	•	•		•	0
6.30pm	8.05pm	•	•	•	•	•		•	1

NEWCASTLE TO SYDNEY 									
DEPARTURE	ARRIVAL	M	T	W	T	F	S	S	Stops
7.25am	8.10am	•	•	•	•	•	•		0
1.35pm	2.20pm	•	•	•	•	•	•		0
3.35pm	4.20pm							•	0
5.10pm	5.55pm	•	•	•	•	•		•	0

SYDNEY TO NEWCASTLE 									
DEPARTURE	ARRIVAL	M	T	W	T	F	S	S	Stops
9.10am	9.55am	•	•	•	•	•	•		0
11.10am	11.55am							•	0
2.45pm	4.40pm	•	•	•	•	•		•	1
6.30pm	7.15pm	•	•	•	•	•		•	0

# Regional Express

BROKEN HILL TO SYDNEY 									
DEPARTURE	ARRIVAL	M	T	W	T	F	S	S	Stops
6.30am	9.20am	•	•	•	•	•	•		0
10.10am	2.05pm	•	•	•	•	•	•		1
4.05pm	6.55pm							•	0
4.05pm	7.40pm	•	•	•	•	•			1

SYDNEY TO BROKEN HILL 									
DEPARTURE	ARRIVAL	M	T	W	T	F	S	S	Stops
6.45am	9.30am	•	•	•	•	•			1
7.30am	9.30am						•		0
12.20pm	3.15pm	•	•	•	•	•		•	1
6.00pm	8.00pm	•	•	•	•	•		•	0

