



Presentation to Dubbo City Councillors



Dubbo Airport Security Screening

25 February 2013
(4.30 p.m.)



Rex Route Map



The Rex Group in Dubbo

Air Link Office







Air Link Engineering

- Rex at Dubbo:
- Airline Crew Base
 - Maintenance Base
 - Charter Work
 - 27 staff



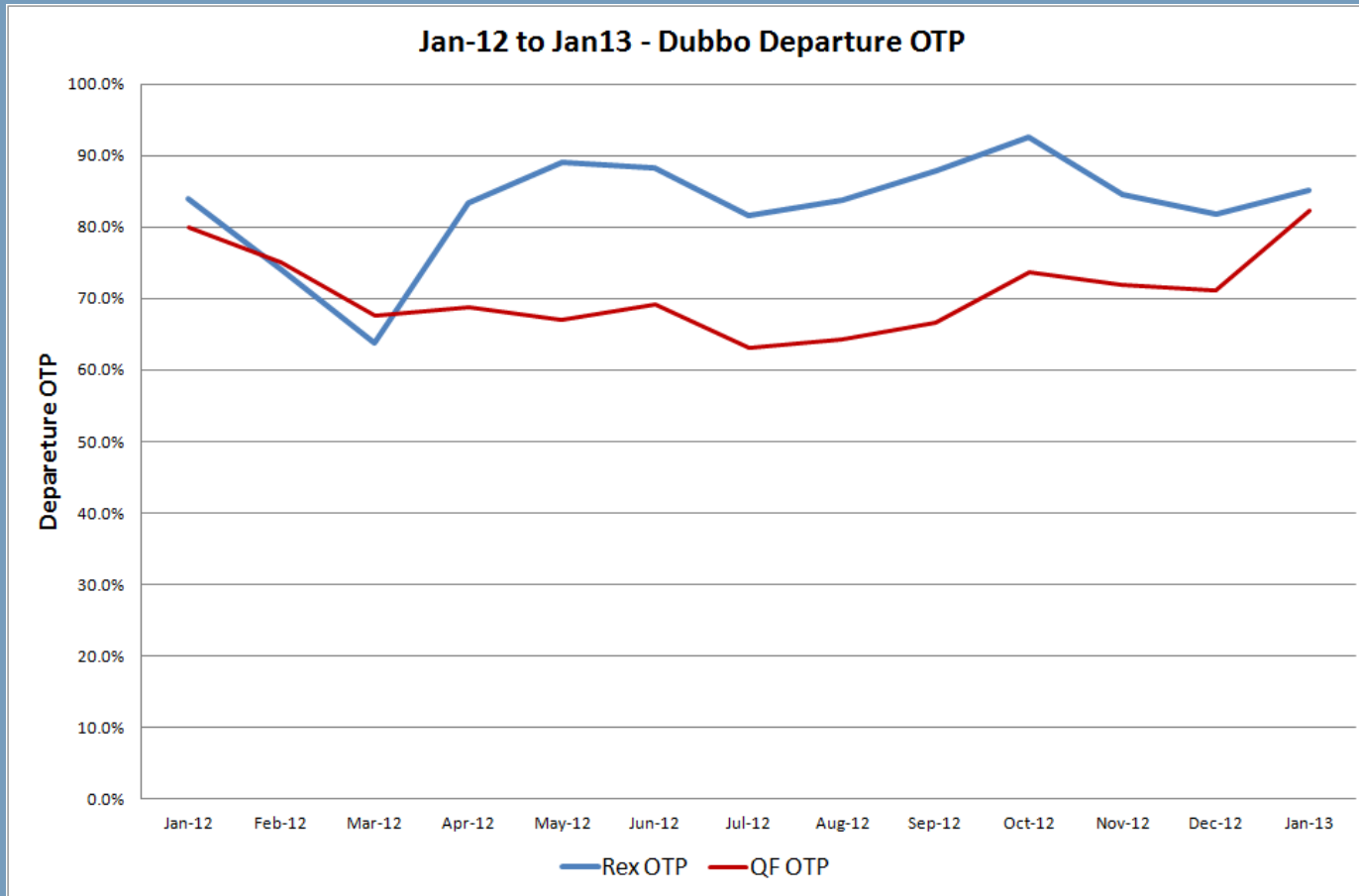
Domestic On-Time Performance (BITRE data)



Airline	Total Network On Time Departure (Domestic Rankings)							
	2012 Calendar	2011/12	2010/11	2009/10	2008/09	2007/08	2006/07	2005/06
	85.1% (2nd)	84.3% (3rd)	86.2% (1st)	86.4% (3rd)	81.3% (4th)	83.1% (1st)	87.2% (3rd)	89.4% (1st)
	76.7% (7th)	77.7% (7th)	78.5% (5th)	86.8% (2nd)	83.7% (1st)	82.8% (2nd)	88.0% (1st)	85.7% (3rd)

Airline	Total Network Cancellation Rate (Domestic Rankings)							
	2012 Calendar	2011/12	2010/11	2009/10	2008/09	2007/08	2006/07	2005/06
	0.7% (2nd)	0.4% (2nd)	0.4% (2nd)	0.2% (1st)	0.8% (2nd)	1.1% (3rd)	0.2% (1st)	0.2% (1st)
	2.4% (8th)	2.0% (8th)	1.9% (5th)	0.7% (2nd)	1.1% (4th)	1.1% (3rd)	0.6% (3rd)	1.1% (4th)











Dubbo On-Time-Performance (BITRE Data)



Jan-12 to Jan-13	Sectors Scheduled	OnTime Departures (%)
	3 495	83.0%
	1 573	70.6%

Dubbo Airport

Standard Weekday Flight Departures

Flight No	Depart	To	Mo	Tu	We	Th	Fr	Aircraft
ZL821 	0630	Sydney	✓	✓	✓	✓	✓	Saab 340
QF2037	0630	Sydney	✓	✓	✓	✓	✓	Dash 8-Q300 (Wed Q400)
ZL823 	0800	Sydney	✓	✓	✓	✓	✓	Saab 340
ZL825 	0945	Sydney	✓	✓	✓	✓	✓	Saab 340
QF2041	0945	Sydney	✓	✓	✓	✓	✓	Dash 8-Q300 (Wed Q400 @ 0935)
ZL862 	1055	Broken Hill	✓	✓	✓	✓	✓	Saab 340
QF2039	1335	Sydney	✓	✓	✓	✓	✓	Dash 8-Q400
ZL829 	1410	Sydney	✓	✓	✓	✓	✓	Saab 340
ZL863 	1535	Sydney	✓	✓	✓	✓	✓	Saab 340
ZL833 	1710	Sydney	✓	✓	✓	✓	✓	Saab 340
QF2047	1730	Sydney	✓	✓	✓	✓	✓	Dash 8-Q300
ZL835 	1830	Sydney	✓	✓	✓	✓	✓	Saab 340
QF2043	1915	Sydney	✓	✓	✓	x	x	Dash 8-200 (eff April 2013)

Effective from April 2013 (QF changes announced 22FEB)

75 Total Weekly Departures (incl Sat & Sun)

46 Rex Total Weekly Departures (61%)

29 Qantas Total Weekly Departures (39%)

8 Dash 8-Q400 services legally require screening (11%)



Sydney Slot Deployment - Dubbo

Rex allocation of peak Sydney Airport slots to Dubbo

Sydney to Dubbo		
		MTWTFSS
ZL822	0630 0740	1 2 3 4 5 . .
ZL824	0815 0925	1 2 3 4 5 6 .
ZL862	0925 1035	1 2 3 4 5 . .
ZL828	1220 1330	1 2 3 4 5 . 7
ZL812	1415 1525 7
ZL832	1530 1640	1 2 3 4 5 6 7
ZL834	1700 1810	1 2 3 4 5 . .
ZL836	1905 2015	1 2 3 4 5 . 7

Dubbo to Sydney		
		MTWTFSS
ZL821	0630 0740	1 2 3 4 5 . .
ZL823	0800 0910	1 2 3 4 5 6 .
ZL825	0945 1055	1 2 3 4 5 6 .
ZL829	1410 1520	1 2 3 4 5 . 7
ZL863	1535 1645	1 2 3 4 5 . .
ZL813	1600 1710 7
ZL833	1710 1820	1 2 3 4 5 6 7
ZL835	1830 1940	1 2 3 4 5 . .

 peak  Non peak

Legislated Sydney peak slot periods: 6.00 am - 11.00 am & 3.00pm - 8.00pm

There are no more NSW regional slots available in the peak periods

Rex holds 385 Sydney peak slots; of these Rex vested Dubbo with 75 slots.

FACT SHEET

- Much Misinformation in the press on the issues surrounding security screening at the airport
- Attached Fact Sheet brings a comprehensive view on all the issues that have surfaced



Rex's Position

- DCC should permit unscreened and screened RPT departures in accordance with Federal government Aviation Transport Security Regulations (Option 4 of Airport Working Party report)
- Should this not be practical then Rex will accept screening on the basis of full cost recovery from the operator that under law requires the screening (Option 1 of Airport Working Party report)

END OF PRESENTATION

THANK YOU